



# Orchard Academy

## Art and Design Curriculum – Overview



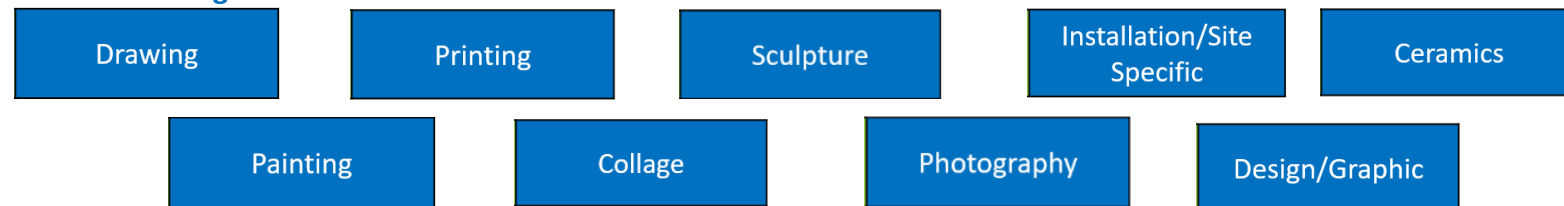
### Why Teach Art and Design?

Art, craft and design embody some of the highest forms of human creativity. Art supports students' personal development through creativity and self-expression, alongside developing resilience, confidence and critical thinking skills. We aim to engage learners in the creative process, encouraging them to express their individuality, whilst building skills in problem solving, decision making about their own work and that of others - learning to reflect and evaluate as work progresses. We promote the enjoyment of Art for itself, the development of skills with increasing mastery as they progress and in their engagement in Art Craft and design. Art Craft and design in their many forms can then be taken forward either into exams, or for itself and have a lifelong impact with a love of art and artwork.

### Our Curriculum will

- Produce creative work exploring their ideas and recording their experiences
- Enable learners to become proficient in drawing painting and other art craft and design techniques
- Evaluate and analyse creative works using the language of art, craft and design- and the Formal Elements.
- Enable learners to know about great artists from history and to current contemporary artists, craft makers and designers and understand the historical and cultural development of their art forms.

### Practical Knowledge - Media and Materials



### Practical Knowledge - Formal Elements of Art

**Line**  
The path left by a moving point e.g. a pencil or brush dipped in paint. A line can take many forms e.g. horizontal, diagonal or curved.

**Colour**  
A reflection of light, seen by the eyes.

**Mood**  
Art can evoke certain feelings in the viewer or create a particular atmosphere.

**Space**  
The distance and area around, above, between or below objects.

**Shape**  
A shape is an area enclosed by a line/edge (shaded in or just an outline).

**Composition**  
The placement or arrangements of visual elements or ingredients in a work of art.

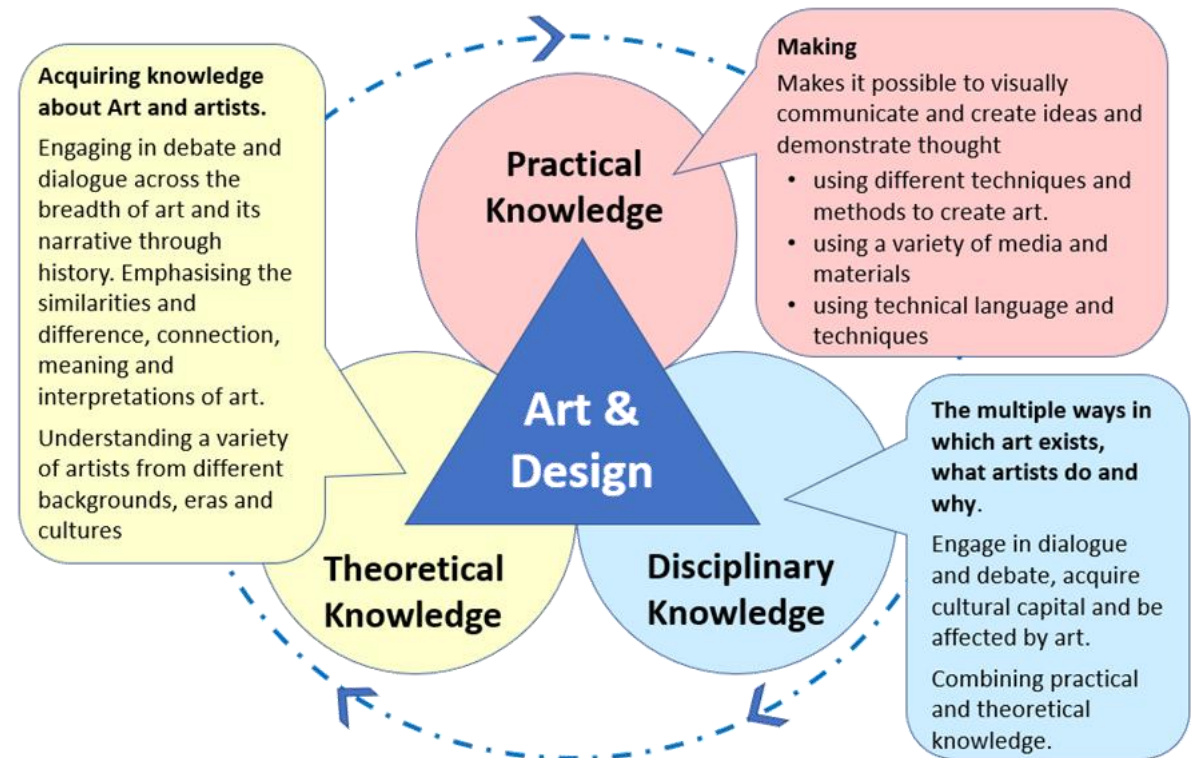

**Form**  
Form is a 3 dimensional shape such as a sphere, cube or a cone. Sculpture and 3D design are about creating forms.

**Tonal Value**  
Degrees of lightness or darkness. The difference between values is called value contrast.

**Pattern**  
A design that is created by repeating lines, shapes, tones or colours. Can be manmade, like a design on a fabric, or natural, such as the markings on animal fur.

**Texture**  
The surface quality of something, the way it feels or looks like it feels. Actual Texture – really exists and can be felt or touched. Visual Texture – created using different marks to represent actual texture.

Substantive		Disciplinary
Practical Knowledge	Theoretical Knowledge	Discipline based knowledge



### Art and Design Teaching Approaches

We use the following approaches to teaching topics.

#### Primary Research

- Drawing in a variety of ways
- Looking at images from a variety of sources
- Looking at real objects

#### Contextual Research

- Studying a variety of art, craft and designers work to inspire and inform practical work.
- Learners are encouraged to form their own opinions and listen to other's viewpoints

#### Learn and Experiment with new materials

- Learner's practice and learn how to use a range of different media and art techniques. They are encouraged to experiment

#### Final Outcome

- Pupils will use prior learning, knowledge, and practice to help design and generate a final outcome that showcases their learning and understanding.























# Orchard Academy

## Art and Design Curriculum Overview



	Autumn			Spring			Summer		
	Artist/Style Focus	Knowledge and Skills		Artist/Style Focus	Knowledge and Skills		Artist/Style Focus	Knowledge and Skills	
Year 1	<b>People/ Portraits: Looking at me</b>  Artists link – Greats and modern Picasso, Kahlo, Da Vinci, Van Gogh, Klimt, Ofeli, Warhol	<ul style="list-style-type: none"> <li>Observation – mirror – look at self</li> <li>Mix a skin tone/matching colours to my hair/skin/eyes.</li> <li>Line drawing</li> </ul>	Line Shape Composition Colour Mood	<b>Spider Story</b>  Art Links: African pattern/Anansi	<ul style="list-style-type: none"> <li>Line drawing</li> <li>Mark making</li> <li>Shapes</li> <li>Repeated patterns</li> <li>Oil pastel resist</li> <li>Collage</li> </ul>	Line Shape Pattern Mood	<b>Animal – Big Cats</b>  Artist link: Yago Partel, Rousseau	<ul style="list-style-type: none"> <li>Shapes</li> <li>Oil pastel</li> <li>Pattern making</li> <li>Mixing green</li> <li>Mark making</li> </ul>	Line Shape Pattern Texture Colour
Year 2	<b>Roald Dahl Stories</b> Georges marvellous medicine/James and the Giant Peach  Artist link: Quentin Blake, Tony Ross	<ul style="list-style-type: none"> <li>Water colour painting</li> <li>Oil pastel resist</li> <li>Colouring pencils</li> <li>Creative drawing and mark making</li> </ul>	Line Colour Composition Shape Mood	<b>Mushrooms</b>  Artists Link: Christiaan Nagel/Susannah Blaxhill	<ul style="list-style-type: none"> <li>Drawing from observation</li> <li>Colour mixing and matching</li> <li>Block painting</li> <li>Brush handling and control</li> <li>Using templates</li> <li>Drawing from observation</li> <li>Printing, polyprint, single colour</li> </ul>	Line Shape Tonal value Texture Form	<b>Seaside</b>  Artist Link: Edward Hopper/ Wayne Theibauld	<ul style="list-style-type: none"> <li>Watercolour painting</li> <li>Brush handling and control</li> <li>Making 3D – cardboard/mixed media</li> </ul>	Shape Pattern Colour Texture Mood Composition
Year 3	<b>Drawing on Walls</b>  Artists links: Stone Age art/Graffiti, Keith Haring, Mr Doodle	<ul style="list-style-type: none"> <li>Charcoal drawing</li> <li>Mark making</li> <li>Line drawing</li> </ul>	Line Texture Shape Composition Space	<b>Volcanoes</b>  Artist Link: Andy Warhol Turner	<ul style="list-style-type: none"> <li>Colour mixing and matching to colour wheel</li> <li>Mixing block paint</li> <li>Brush handling and control</li> <li>Graphite drawing and mark making</li> </ul>	Colour Line Shape Texture Mood	<b>Egypt</b>  Artists link: Traditional ancient Egyptian art	<ul style="list-style-type: none"> <li>Pencil colour blending</li> <li>Clay- slab and impressed marks</li> </ul>	Line Tonal Value Form Texture
Year 4	<b>Portrait</b>  Artists links: Naum Gabo Picasso	<ul style="list-style-type: none"> <li>Pencil drawing</li> <li>Tonal qualities/grey scale</li> <li>3D Cardboard slotted head</li> </ul>	Composition Texture Form	<b>Rainforest Frogs</b>  Artists links: Henri Rousseau	<ul style="list-style-type: none"> <li>Colour theory and mixing secondary's</li> <li>Pattern and design</li> <li>Using paint</li> </ul>	Colour Pattern Shape Space Line	<b>Romans</b>  Artists links: ancient art inspired (Mosaic, Coins, Shields, Sculpture)	<ul style="list-style-type: none"> <li>Design</li> <li>Pattern and shape</li> </ul>	Form Shape Pattern Composition
Year 5	<b>Houses/Buildings</b>  Artist link – Hundertwasser/Gaudi	<ul style="list-style-type: none"> <li>Working in relief</li> <li>Designing and creative drawing</li> <li>Clay slab made house- Flat/3D slabs</li> </ul>	Shape Colour Line Pattern Texture	<b>Aztecs</b>  Art links: Ancient and modern Aztec Design	<ul style="list-style-type: none"> <li>Design</li> <li>Make a printing block</li> <li>Print process</li> </ul>	Line Pattern Shape	<b>Earth and space</b>  Artists links: Peter Thorpe, Kandinsky	<ul style="list-style-type: none"> <li>Mixed media- watercolour painting</li> <li>Quality of line – pen work</li> </ul>	Line Pattern Shape
Year 6	<b>WW2</b>  Artists links: Henry Moore – War Art/Paul Nash	<ul style="list-style-type: none"> <li>Expressive Oil pastel drawing</li> <li>Wax resist</li> <li>Responding to artist and mood</li> </ul>	Line Space Composition Mood	<b>Africa</b>  Art links: Traditional African art and Craft	<ul style="list-style-type: none"> <li>Cardboard manipulation</li> <li>3d/Relief construction</li> </ul>	Pattern Line Form Texture	<b>All about me – portrait and personality</b>  Artists links: Takashi Murakami & Yayoi Kusama	<ul style="list-style-type: none"> <li>Create mind mapping</li> <li>Colour and design</li> <li>Portrait recap</li> <li>Creating personal work about themselves- becoming an artist</li> </ul>	Composition Pattern Shape Colour

Every child deserves to be the best they can be